


# How To: Enter Patient History: Query Page



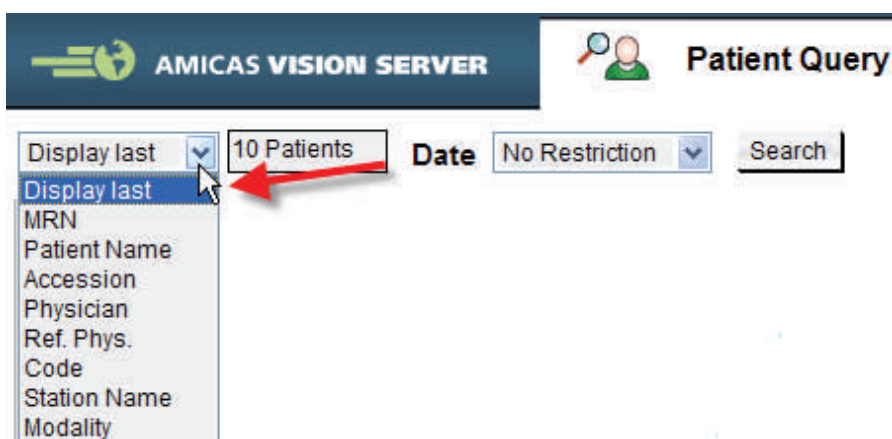
Tech Support Phone: 866-717-3627 Dial "5"



Go to: <https://newprod.imagingoncall.com> and login with your credentials




Query for your exam using the parameters at the top left of the page



# How To: Enter Patient History: Query Page



When your exam appears, click on the "tech panel icon" for your patient



Tech "work panel" pops open and enter in the "comments" section

\*Reason For Exam

\*# of images or sequences

\*Patient location

Then hit "save" to publish your comments



View: [Communication Log](#) | [User Access](#) | [Manual Validation](#)

Status:

Comments:

Commenter:  Publish:  Save