

# How To: Access Reports



Tech Support Phone: 866-717-3627 Dial "5"



Go to: <https://newprod.imagingoncall.com/amicas-viewer>

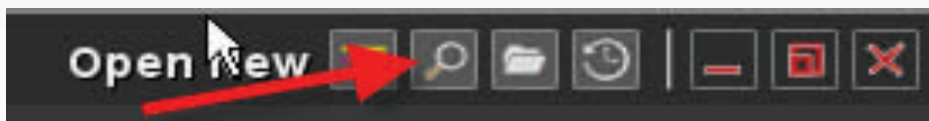
A screenshot of the AMICAS PACS login interface. At the top left is the AMICAS PACS logo, which consists of four brain icons in a 2x2 grid. Below the logo are two input fields: "Login Name" and "Password". There is a checkbox labeled "Remember credentials" and two buttons: "Login" and "Reset". At the bottom, there is a copyright notice: "Copyright (c) 1996 - 2011 AMICAS, Inc. All Rights Reserved."

Enter your login Name and Password provided to you by your Password Administrator.

Username:

Password:

Click on "Query Icon", top right of page and enter your search parameters

A screenshot of the "Query Search" form. It includes a search icon, a dropdown menu for "Recent Patients" with "10 Patients" selected, a text input field containing "10 Patients", a "Date Range:" dropdown menu with "No Restriction" selected, and a "Search" button. Below the form is a message: "Please enter the search criteria and click Search button to find studies."

# How To Access Reports










To access the report, click on the lined tablet icon in the Actions section to the left of the patient name

Query Search

Patient Name: Testa Date Range: No Restriction Search

Found 1 study.

Actions	Name	MRN	DOB
      	TESTA ANTHONY JOS...	GC GC428111	10/02/1929

Print the report by clicking on the printer icon on top right of report



Latest Report

Interpreter: (jditzenbergermd)  
Report Date: 06/09/2011 22:40:00  
Report Status: Preliminary

=====  
Begin of Report Content  
=====

